

# Career Site Widget - Custom Styling and Embedding

To access ClearCompany's job lists and descriptions, we've provided an ability for feature users to include a simple HTML jobs layout in their standalone careers website. This new embedded script can act as a replacement for the iframe implementation and provides a more straightforward and customizable implementation for anyone that wants to easily style jobs within their websites. The two steps of implementation are

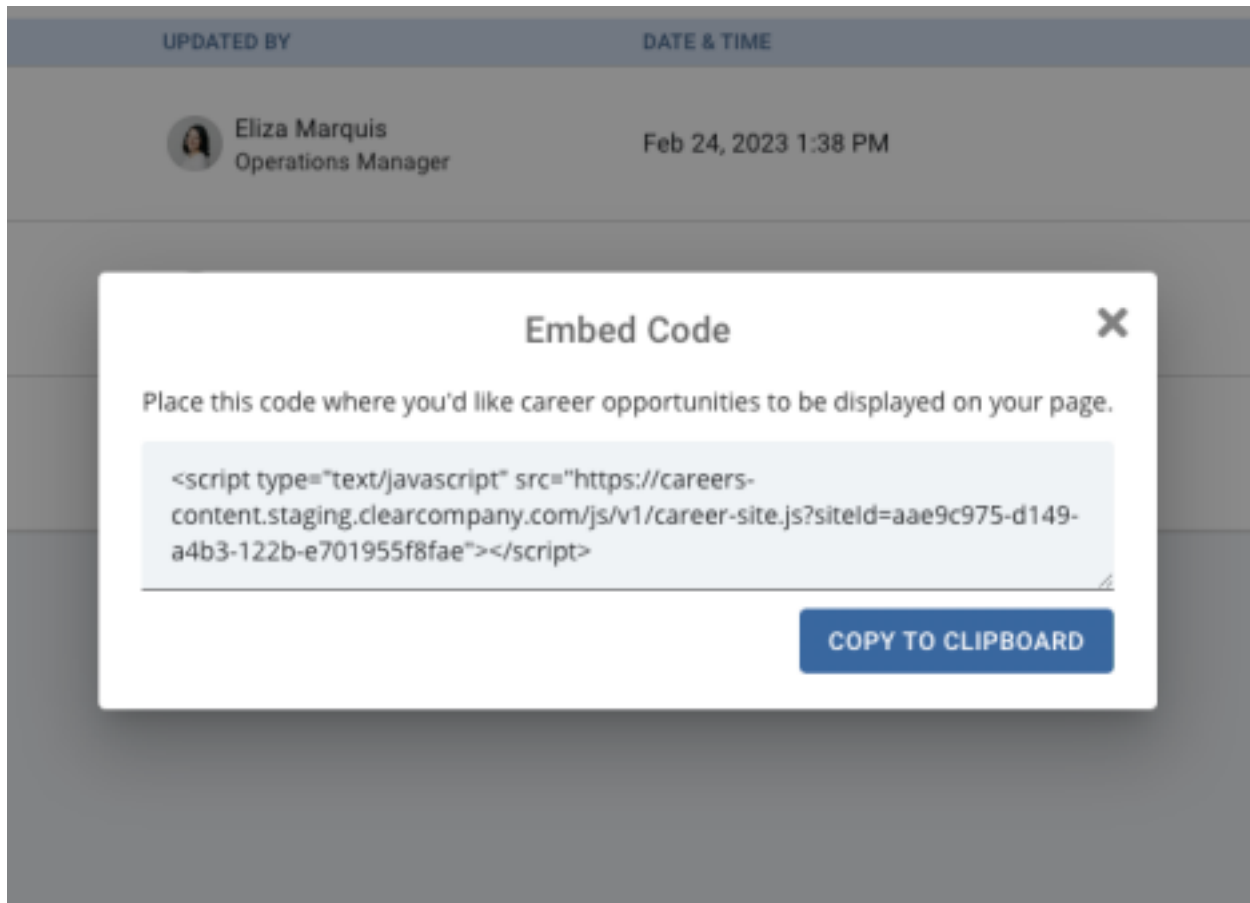
- adding our JavaScript script tag to the target HTML page.
- forwarding the client's website style to our jobs layout using CSS stylesheet(s).

This document will walk through both steps.

## Adding the script

Our JavaScript embed only supports modern browsers (e.g. up to date versions of Edge, Chrome, Firefox, Safari) and is not supported in Internet Explorer or some older mobile browsers. There are two options for embedding the script onto a webpage, depending on whether it's desired to check browser support and render an error message if an unsupported browser is detected.

*Note: A plug and play script can be found on the career site setup dashboard.*



UPDATED BY

DATE & TIME

Eliza Marquis  
Operations Manager

Feb 24, 2023 1:38 PM

**Embed Code** X

Place this code where you'd like career opportunities to be displayed on your page.

```
<script type="text/javascript" src="https://careers-content.staging.clearcompany.com/js/v1/career-site.js?siteId=aae9c975-d149-a4b3-122b-e701955f8fae"></script>
```

**COPY TO CLIPBOARD**

## Embedded script with browser support check

There might be instances where you'll want to provide proactive feedback regarding browser support. To check if the visiting browser is supported, add the following where you would like the embedded search/job details to show up:

```
<script type="text/javascript" src="{baseUrl}/js/v1/browser-check.js?clientId={orgShortName}"></script>
```

By default, if an unsupported browser is used, the following message will display

**Job listings are not supported on Internet Explorer or Opera Mini. Please try other browsers.**

To override the default message, set the value of the global variable `unsupportedBrowserMessage`.

```
window.unsupportedBrowserMessage = "Your browser is not supported. Please email jobs@example.org to submit your resume.";
```

This script handles loading the job board as well (i.e. there is no need to include the other script).

## Embedded script without browser support check

If you do not care about checking for unsupported browsers, add the following where you would like the embedded search/job details to show up:

```
<script type="text/javascript" src="{baseUrl}/js/v1/career
site.js?clientId={orgShortName}"></script>
```

## Required attributes

There are two values to replace in the script snippets above:

1. {orgShortName} should be replaced with the short name of the organization (or the child brand short name if this is a child brand)
2. {baseUrl} should be replaced with the base URL and will depend upon the environment we are running against. **The value for production is still TBD.**

## Source tracking

The embedded careers page supports source tracking for global sources and custom sources in two ways:

1. Via a URL query parameter, e.g. JB={globalJobBoardId} or CS={customSourceId}
2. Via a data attribute on the embed script, data-default-source="JB-{jobBoardId}" or data-default-source="CS-{customSourceId}"

If no source tracking is provided, applications will be attributed to the public career site.

# Customizing the look and feel

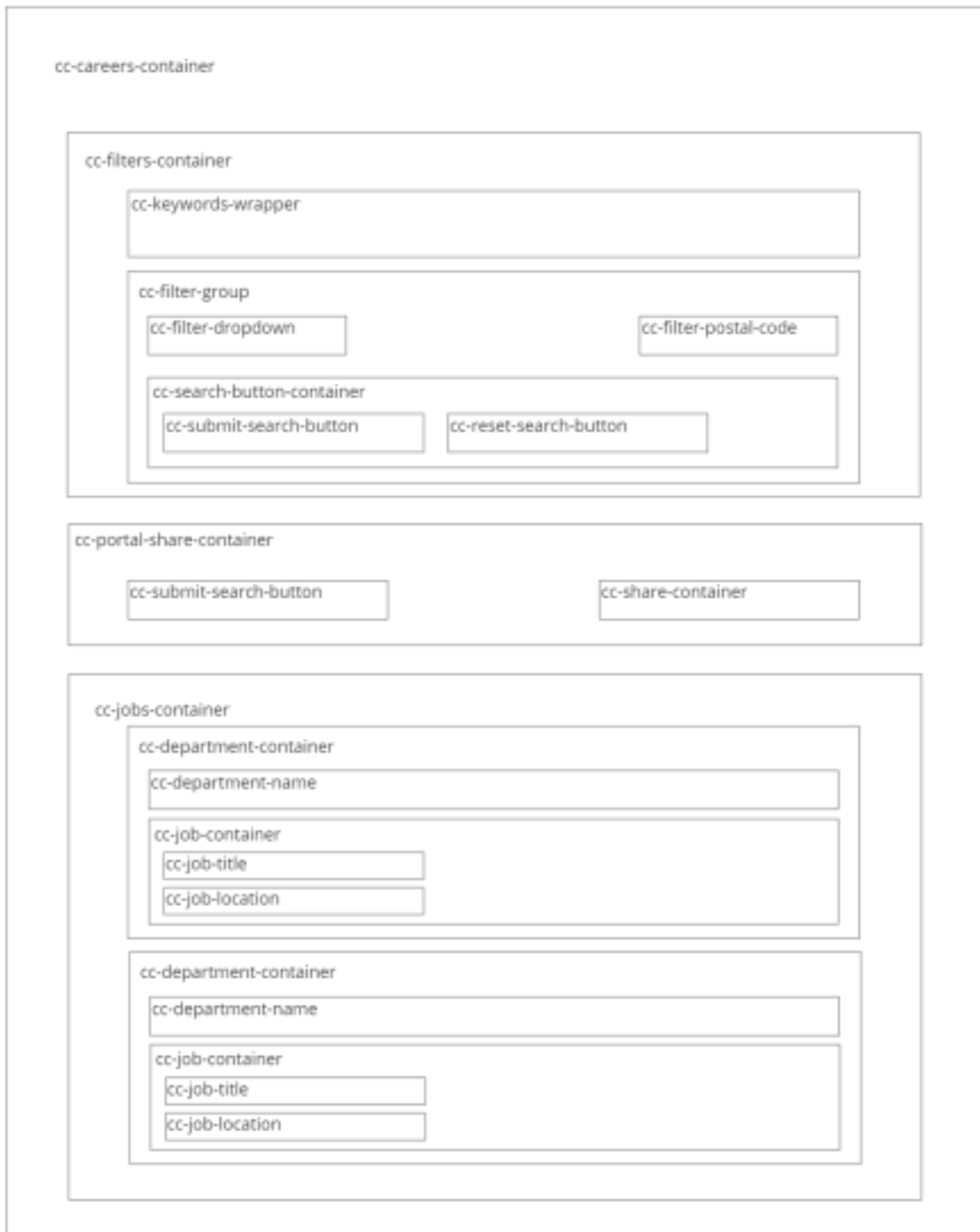
By default, some basic styles such as the font size/family and link styling should inherit from the parent's CSS. Should more customization be desired, clients can target our CSS classes and override the styles we have provided.

## Embedded html class layout

The injected html is comprised of a main `cc-careers-container` that has 3 child containers

- `cc-filters-container`
- `cc-portal-share-container`
- `cc-jobs-container`

Each container representing the search/filter, job portal/sharing, and jobs list respectively. Within each child container, you'll find various components that have their own html element classes to allow for convenient style customization. A detailed class hierarchy is below.







## Default styling

We created a default styling for our embedded site, so that any client who does not have the time/expertise to design and override the jobs list styling will get a quality jobs page experience.

## Version 1

enter text to search

All Locations All Departments All Brands Postal Code imi SHOW RESULTS RESET FILTERS

Applied to a job with us? [Go to our job portal.](#) SHARE    

**Cardinals - Marketing**  
[CRM](#)  
 Chicago, IL  
[Financial Specialist](#)  
 Los Angeles, CA

**Cardinals - Scouting**  
[Project Coordinator](#)  
 Boston, MA

**Human Resources**  
[Billing Coordinator](#)  
 Boston, MA  
[Credit Analyst](#)  
 Chicago, IL

1 2 >

## Styling Override Examples

### Filters & Job Portal / Social Sharing

Below, you'll find an example of how a client can override the filter components of the embedded jobs page. We've also provided a code example of the content of the CSS file.

enter text to search

All Locations All Departments All Brands

Postal Code imi SHOW RESULTS RESET FILTERS

Applied to a job with us? [Go to our job portal.](#) SHARE    

```
.cc-filters-container {
background: #ab0432;/*burgundy color*/
border-radius: 1.125em;
}
```

```
.cc-filters-container input,
.cc-filters-container select {
```

```
background: #fff2d0;
color: #47a76e;
}

.cc-filters-container .cc-submit-search-button {
color: #fff;
background: #47a76e;
border: 1px solid #47a76e;
text-decoration: none;
box-shadow: 1px 1px 2px #000;
}

.cc-filters-container button.cc-reset-search-button {
color: #fff !important;
}
```

## Filter Class Details

In this example, we're updating all of the `input` and `select` elements within the filter container. If we wanted to only update the keyword search, we can update our CSS to specifically reference the `cc-keyword-wrapper`.

Each search component has its own class reference for more detailed targeting. In the example above, the following classes exist for their respective filters

- `cc-filter-keywords`
- `cc-filter-location-input`
- `cc-filter-department-input`
- `cc-filter-brand-input`
- `cc-filter-postalcode-input`
- `cc-filter-postalcode-radius-input`

## Social Sharing

Along with searching, we also provide an ability to navigate directly to the company's job portal and share job searches. The element classes and summary are detailed below.

`cc-job-portal-container` - HTML div containing the job portal

`content cc-job-portal-link-text` - Text displayed articulating the job portal.

`cc-job-portal-link` - The link element navigating users to the job

portal. `cc-share-container` - HTML div containing all of the sharing

links.

`cc-share-header-text` - Header directing users to sharing links.

`cc-share-link` - All elements related to sharing a jobs board / job detail will have this class.

## Jobs list

The jobs are contained in the `cc-jobs-container` element and are grouped by their respective ClearCompany departments. Our jobs list also supports paging. For now, paging size is hard coded, with the intention of implementing the ability to customize job page features.

## Landscaping I

### Arborist

Nationwide (US), Posted 10 months ago



```
.cc-careers-container .cc-current-page,  
.cc-careers-container .cc-page-control:hover {  
  color: #fff;  
  background: #47a76e;  
  border: 1px solid #47a76e;  
  text-decoration: none;  
  box-shadow: 1px 1px 2px #000;  
}
```

## Jobs Class Details

Above, you'll see we are overriding `cc-current-page` and `cc-page-control` to display the websites custom green background/white text styles within the pagination component. For more granular control, users can create a style block for the classes below

`cc-department-container` - HTML div containing the department name and all jobs associated with the given department (within the current page).

`cc-department-name` - Displayed company department.

`cc-job-container` - HTML div that contains an individual job's

`content`. `cc-job-title` - Displayed job title.

`cc-job-location` Displayed job location.

`cc-page-controls` - HTML div containing the pagination controls.

`cc-left-control` - Control for navigating back one page.

`cc-page-control` - Control for any numerical page representation. Any class with `cc-page-control` is clickable and will navigate you to the displayed page.

`cc-right-control` - Control for navigating forward one page.

`cc-ellipsis` - Non-clickable element representing a gap between displayed `cc-page-control` elements.

## Job Details

Along with the jobs listing and filtering, we are providing a set of classes for client admins to override for a job details page. The structure of the HTML element classes is below.

cc-job-description-container

cc-back-to-jobs-button

cc-job-description-title

cc-job-description-secondary-label cc-job-description-location

cc-apply-share-container

cc-apply-button

cc-share-container

cc-job-description-text

cc-apply-button

## Override example

[< Back to Job Openings](#)

## Billing Coordinator

Boston, MA

APPLY

SHARE



### BILLING COORDINATOR RESPONSIBILITIES INCLUDE:

- Collaborating with finance and sales professionals to maintain accounts receivable
- Compiling and process information such as prices, discounts, shipping rates etc.
- Ensuring customers are billed correctly for services offered



### JOB BRIEF

We are looking for a trustworthy Billing coordinator to ensure the company tracks and collects debts consistently and correctly. Your job will be important for safeguarding our revenues.

Billing coordinators are equipped with knowledge of billing procedures and great attention to detail. Their analytical ability is a valuable asset, while their communication skills can make a difference for customer relationships.

### RESPONSIBILITIES

- Collaborate with finance and sales professionals to maintain **accounts receivable**
- Compile and process information such as prices, discounts, shipping rates etc.
- Prepare and submit statements

APPLY

```
/* site-defined style overriding content added via embed */ #page-content a {
  color: #ab0432;
  text-decoration: underline;
}

#page-content h3 {
  margin: 1em 0 .25em 0;
  /*color: #4286b5;*/
  color: #AB0432;
  font-size: 1.25em;
  line-height: 1.0em;
  /*font-family: 'Raleway', verdana, 'Trebuchet MS', Helvetica, Arial,
  sans-serif; font-weight:400;*/
  font-family: 'Vollkorn', serif;
  font-weight: 800;
  font-style: normal;
  text-transform: uppercase;
  letter-spacing: 0.03em;
}

/* cc specific class overrides */
.cc-job-description-container a.link-button {
  text-decoration: none !important;
  color: #fff !important;
}

.cc-job-description-container .cc-apply-button {
  color: #fff;
  background: #47a76e;
  border: 1px solid #47a76e;
  text-decoration: none;
  box-shadow: 1px 1px 2px #000;
}
```

## Class details

`cc-job-description-container` - Top level HTML element containing all job description content.

`cc-back-to-jobs-button` - Helper link for user to navigate back to the jobs

`list.cc-job-description-title` - Displayed job title.

`cc-job-description-location` - Displayed job location.

`cc-description-secondary-label` - Shares the element of `cc-job-description-location`.

`cc-apply-share-container` - Element containing Apply link and sharing capabilities.

cc-apply-button - Navigates user to the selected job's ClearCompany application.

cc-job-description-text - Displayed job description. Note - We allow HTML markup when writing job applications. Keep this in mind regarding class/element styling references.